

DISTANCE LEARNING: READY OR NOT! 😊

A message from Miss Mathisen 😊

TODAY'S VIDEO WILL GO OVER:

- 5th Grade Schedule
- Google Classroom
 - Daily "To Do List"
 - Classwork/Lessons
 - Turning in Work
 - Due Dates/Attendance
 - Grades
- Build Something Different (BSD) & E-mail
 - Art, Music, PE, Library, Science
- Office Hours
 - Google Hangouts



Anything in this PowerPoint is subject to change based on decisions made by administration or what I find works/doesn't work.

5TH GRADE WEEKLY SCHEDULE (6-DAY CYCLE)



5th
grade


E-LEARNING WEEKLY SCHEDULE

Day 1	Day 2	Day 3	Day 4	Day 5	Day 6
English Language Arts	Math	English Language Arts	Math	English Language Arts	Math
Art	Physical Education	Library	Science (PLTW)	Science (PLTW)	Music
Social Studies	Mind-Up	Social Studies	Mind-Up	Social Studies	Mind-Up
Independent Reading	Independent Reading	Independent Reading	Independent Reading	Independent Reading	Independent Reading

Anything in this PowerPoint is subject to change based on decisions made by administration or what I find works/doesn't work.

GOOGLE CLASSROOM!

- If you have not joined our Google Classroom, do it **TODAY!** This is SUPER important!
- I invited all parents to join our Google Classroom yesterday. I highly recommend your parents join so they can keep track of all assignments.
- Check your E-mail to find out how to sign in. If you need help, let me know. 😊



DAILY "TO-DO LIST" FOR STUDENTS

- When you log in to our Google Classroom ("Miss Mathisen 2019-2020"), the first thing to do is look at the "To Do List" for the day. It is on our "Stream."
- All work must be submitted by 11:59 PM that day (hopefully much sooner than that)



CLASSWORK/LESSONS

- You will find your daily lessons in the "Classwork" tab.
- Each subject has its own "folder"
- You can start with any lesson you want to start with—there are **NO LIVE LESSONS** at this time in **MY** classroom, so there is no specific time you need to log in for ME (this may be different if you have a Speech teacher for example)
- All related services (Speech, OT, etc.) will be sending communication to parents with a schedule



TOPICS COVERED (FOR THE NEXT COUPLE WEEKS)

Reading	Writing	Mathematics	Social Studies	MindUP
<ul style="list-style-type: none">• Reading and analyzing fantasy books• Dr. Bisazza will be teaching these lessons.	<ul style="list-style-type: none">• Fantasy writing• Dr. Bisazza will be teaching these lessons.	<ul style="list-style-type: none">• Geometry• Miss Mathisen will be teaching these lessons.	<ul style="list-style-type: none">• Tuskegee Airmen• Miss Talley will be reading each chapter to you and you will have questions to answer from the book we started reading together in class: Who Were the Tuskegee Airmen?• Since it has been so long since we read it last, we are starting at chapter 1 again.	<ul style="list-style-type: none">• This will look a little different than our MindUP lessons we do in class (for now). There are a series of Berenstain Bear videos that teach an important life lesson.• You will watch the video and answer the questions.

WHAT LESSONS LOOK LIKE



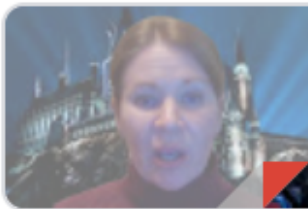
Reading Lesson Introduction (April 14th)

Due Apr 14


1. Begin by watching the BOOK TRAILER for The Thief of Always.
2. Watch "READING MINI-LESSON INTRODUCTION" created by Dr. Bisazza (our reading specialist).

****Make sure you have something to write with (pen/pencil) and a notebook or piece of paper.****

Always read the steps before you start the lesson!



Reading Mini-lesson - Int...
Video



The Thief of Always - Book Tr...
YouTube video 3 minutes

ANOTHER EXAMPLE OF A LESSON




Math Lesson: Line Classification (April 17th)

Due Apr 17, 11:59 PM

1. Watch Line Classification lesson (video).
 2. Complete the Google Slide practice.
 3. Complete the Google Doc independent practice.
- OPTIONAL-watch the math boxes "help video"


Again, read all steps first!
This one has work to turn in.




Math Lesson Line Classi...
Video



Copy of Line Classificati...
Google Slides



Line Classification Lesson
Google Docs



math boxes help line cla...
Video

WHAT MATERIALS SHOULD YOU HAVE?

• Recommended Materials

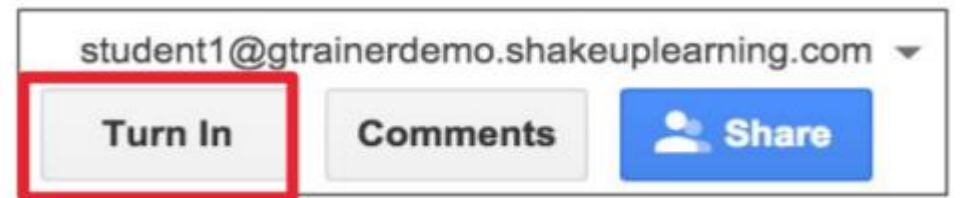
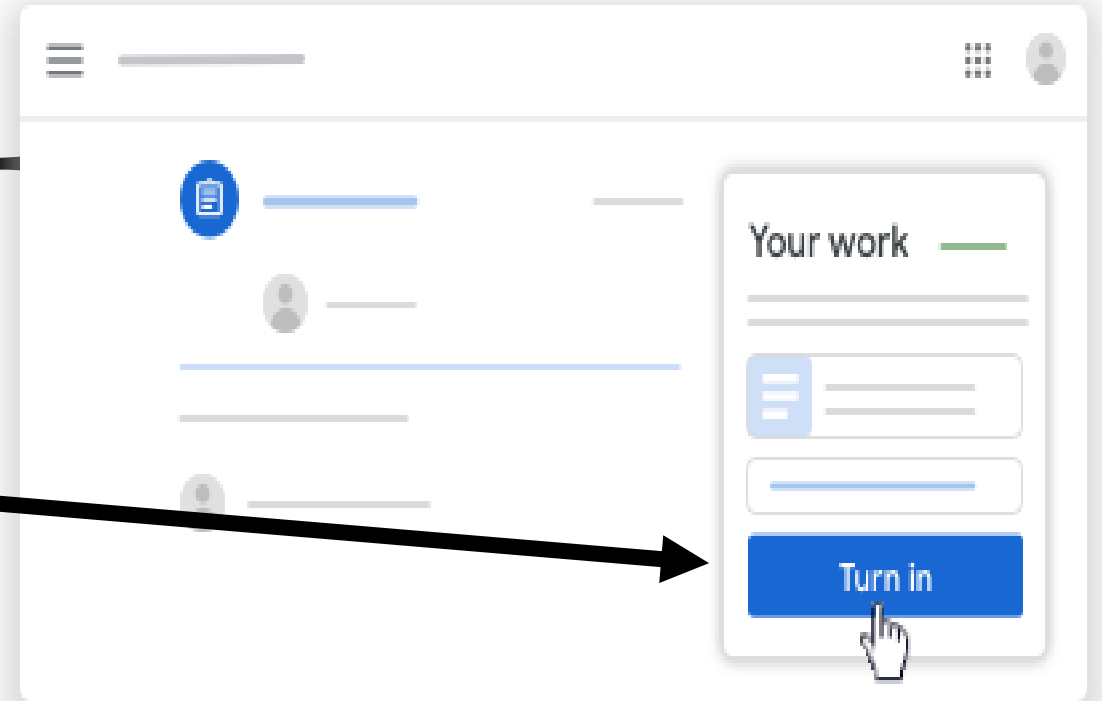
- pencils (or anything to write with)
- notebook– I would section it off for Math, Reading, and Writing
 - Any kind of paper is ok–just keep it organized
- Agenda–remember it has some math resources in the back
 - You can also use it to keep track of things you have to do
- Binder (if you brought it home)–use the folders to keep things organized
- Independent reading books (we start with fantasy)–you can use one of the websites if you don't have many books at home
- Headphones/earbuds (optional)

- Try to find a quiet spot to do your lessons. It helps to sit at a table or desk, not on your bed. Try to make it as much like you're sitting in class as possible.

- I recommend creating a schedule with your family
 - What time are you going to start your work every day?
 - What time are you going to break for lunch?
 - What time do you want to be done for the day?
 - When are you going to do your specials (art, PE, etc.)

SUBMITTING WORK

- Some of your lessons will have work for you to turn in
- When you are ready to turn it in, click "turn in"
- If your lesson does not have you turn anything in, I still want to know you completed it—click "Mark as Done"




DUE DATES/ATTENDANCE

- Work for the day is posted at 7:00 AM
- All work assigned on any given day is due that SAME day (by 11:59 PM)
- I will check if you logged in as well as your completed work the next morning (for example: if it's due by 11:59 PM on April 14th, I will check it first thing in the morning on April 15th).
- If you never logged in and/or didn't complete any work, you will be marked "absent" for that day

Attendance



GRADES

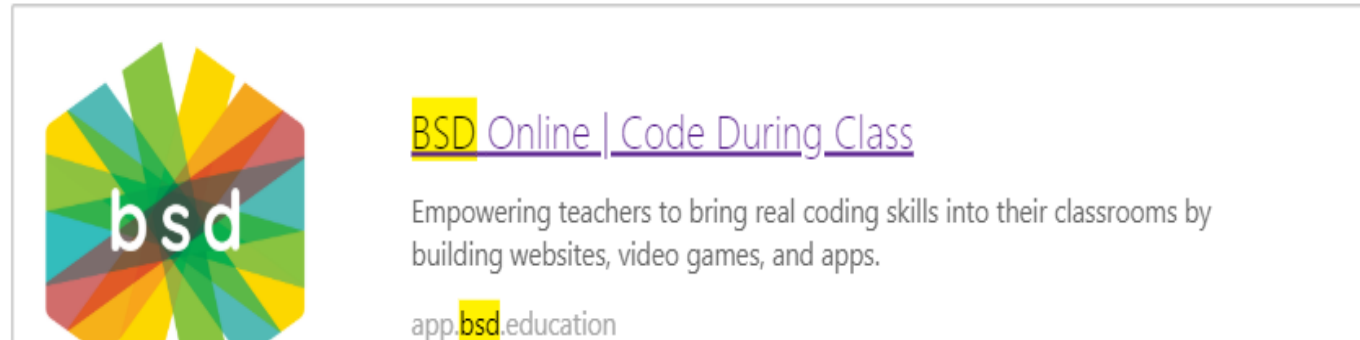
- At this time, you will see some assignments marked as "ungraded" and others will be worth a certain amount of points
- The assignments that are "ungraded" still need to be marked at done 
- The assignments that have points assigned will be scored and returned to you in a timely manner



BSD

- This is where you will find all the classrooms you are enrolled in (PE, Science, Art, Library, etc.) so on days you have a special or Science, this is where you will go.
- PLEASE log in TODAY if you haven't done so already

Step 1: Go to: <https://app.bsd.education> ↗



Step 2: Once on the site- enter student email address (ID#@casdschools.org).

Step 3: Most likely, you will be taken to our district website, where you will have to re-enter our **email address** and password (**Rainbow1**). It will then send you back to the **BSD** website. You can become familiar with the site and locate your classrooms. **PLEASE DO NOT DO ANY WORK UNTIL APRIL 14TH.**

CHECK YOUR SCHOOL E-MAIL ON OUTLOOK

- I have sent E-mails already, and I plan on sending more. We are going to have to get used to communicating this way. PLEASE check your E-mail every day (maybe even a few times a day).
- CHANGE YOUR PASSWORD ONCE YOU LOG IN FOR SECURITY PURPOSES.
- Mr. Vaughn will teach you how to set up your E-mail!



OFFICE HOURS/GOOGLE HANGOUTS

Miss Mathisen's



9:30 AM - 10:00 AM

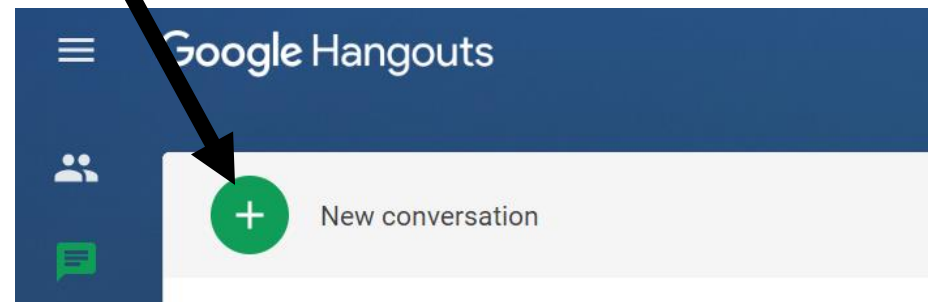
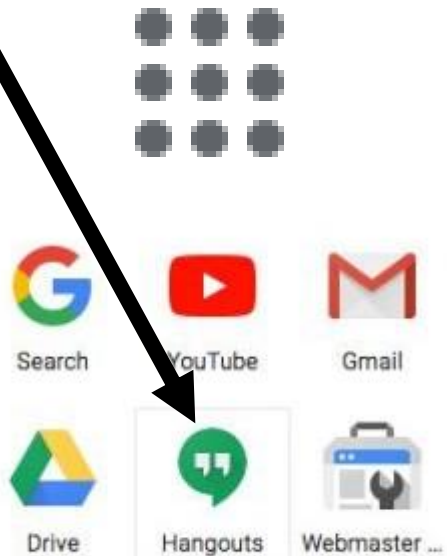
1:30 PM - 2:00 PM

- During these hours you can reach me on live CHAT (no video) on Google Hangouts



Enter name, email, or phone

mathisend@casdschools.org



Anything in this PowerPoint is subject to change based on decisions made by administration or what I find works/doesn't work.

QUESTIONS?

- If you have any questions, please E-mail me. I check my E-mail multiple times a day. If you need me to call, I will be happy to call and help you.

